


Research Participant Satisfaction Survey

Johns Hopkins, January 2022

Of 500 participants invited to complete the survey, 106 responded



The majority of respondents were Female (69%), had a college degree or higher (70%), were 55 years of age or older (73%), and identified as White (67%).



88%

of respondents rated their experience in the research study an 8 out of 10 or higher

Overall satisfaction was highest among individuals who identified as Black or African American

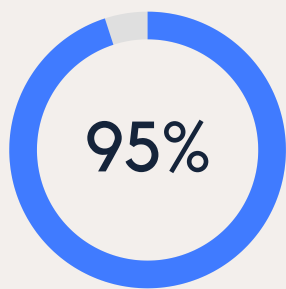
64.3% of individuals who identified as Black or African American rated their experience a 10, compared to 46.7% of individuals who identified as White



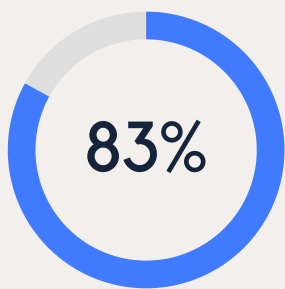
59%

of respondents would recommend joining a research study to their family or friends

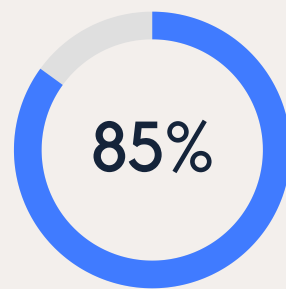
Words used by respondents to describe their experience in research



of participants felt they were always treated with courtesy and respect




of participants felt that they were always a valued partner in the research process



of participants were never concerned about their safety or health during the study

What do participants find important for future research?



Learn more at

<https://ictr.johnshopkins.edu/community-engagement/research-participant-satisfaction-survey/>