

# Research Participant Satisfaction Survey


Johns Hopkins, January 2023

## 109 respondents completed the survey



The majority of respondents identified as male (50.5%), had a college degree or higher (32.7%), were 55 years of age or older (70.3%), and identified as White (77%).

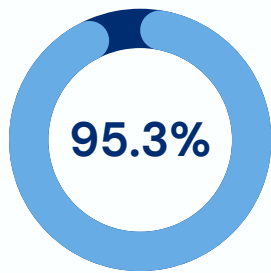
78% of respondents rated their experience in the research study an 8 out of 10 or higher



### Words used by respondents to describe their experience in research

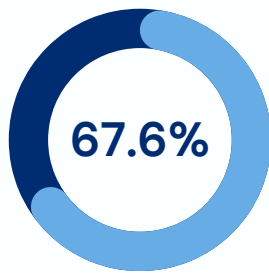


96.3% of respondents would recommend joining research with their friends and family.



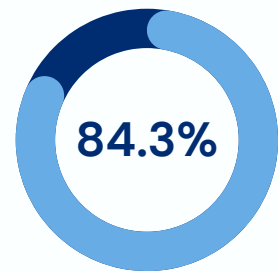
#### COURTESY AND RESPECT

95.3% of participants felt they were **always** treated with courtesy and respect.



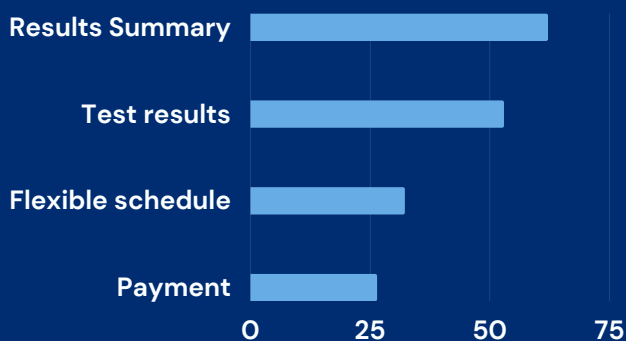
#### VALUED PARTNER

67.6% of participants felt they were **always** a valued partner in the research process.



#### LISTENED ATTENTIVELY

84.3% of participants reported research research team members **always** listened to them carefully.



What do participants find important for future research?