


Research Participant Satisfaction Survey

Johns Hopkins, July 2025

We review these results to improve the experience of our research participants when they join a study.

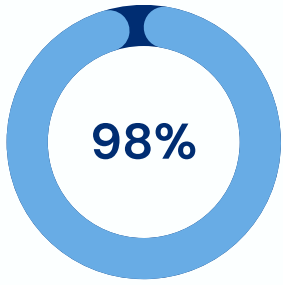
Rating



90% of participants rated the research experience at 8 or better (out of 10), with 48% of these individuals rating their experience a 10.

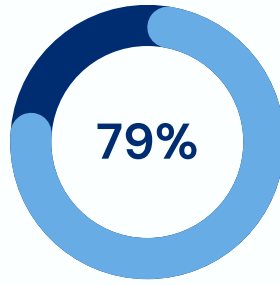


92% of respondents would recommend joining a research study to their friends and family.



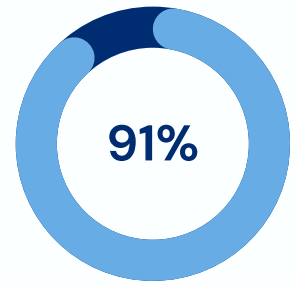
COURTESY AND RESPECT

98% of participants felt they were **always** treated with courtesy and respect.



VALUED PARTNER

79% of participants felt they were **always** a valued partner in the research process.



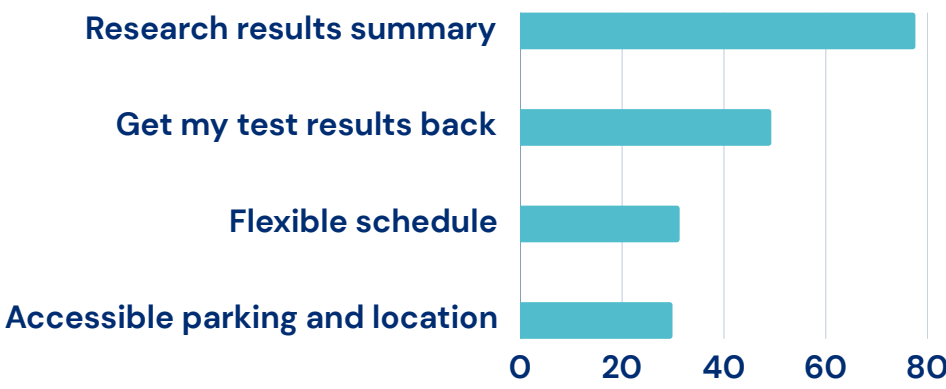
LISTENED CAREFULLY

91% of participants reported that research team members **always** listened to them carefully.

46%



46% of respondents indicated that participating in the research study at Johns Hopkins made them more satisfied as a patient at Johns Hopkins with only 1% indicating they were less satisfied. The remaining 53% indicated there was no change in the level of satisfaction.



What do participants find important for future research participation?

106 respondents completed the survey



The survey respondents reflected the diversity of Johns Hopkins patients. They were usually older, being 55 or older, and 16% reported their race as other than White.

Here is a word cloud of respondent's statements about their experience



For more information, visit

<https://ictr.johnshopkins.edu/community-engagement/research-participant-satisfaction-survey/>