


Research Participant Satisfaction Survey

Johns Hopkins, July 2022

Of 500 participants invited to complete the survey, 104 responded




The majority of respondents identified as Female (51%), had a college degree or higher (64%), were 55 years of age or older (84%), and identified as White (83%).



80%

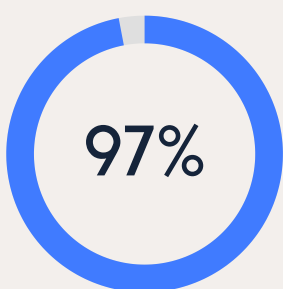

of respondents rated their experience in the research study an 8 out of 10 or higher



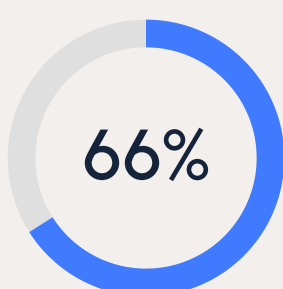
62%

of respondents would recommend joining a research study to their family or friends

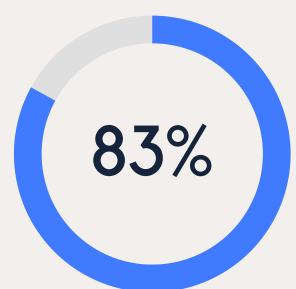
Words used by respondents to describe their experience in research



of participants felt they were **always** treated with courtesy and respect




of participants felt that they were **always** a valued partner in the research process



of participants reported research team members **always** listened to them carefully

What do participants find important for future research?



Learn more: