



# **20-Minute Update: Complying with the July 1<sup>st</sup>, 2025 Start of the 2024 NIH Public Access Policy**

**Presenters:**

**Nancy Shin, B.Sc., MLIS, AHIP**

**Beth Whipple, MLS, AHIP**

**JOHNS HOPKINS**  
UNIVERSITY & MEDICINE

---

**Welch Medical Library**

# New Implementation Timeline: 2024 NIH Public Access Policy

- ▶ The National Institutes of Health (NIH) first passed its [Public Access Policy](#) on April 7, 2008, in order to advance science and improve human health.
- ▶ What is the new implementation timeline for the 2024 Public Access Policy?
  - ▶ The 2024 Public Access Policy is effective for manuscripts accepted for publication on or after July 1, 2025.



# NIH Public Access Policy Comparison: 2008 vs. 2024

	<b>2008 Public Access Policy</b> April 7, 2008 until June 30, 2025	<b>2024 Public Access Policy</b> On or after July 1 <sup>st</sup> , 2025
<b>Who</b> is affected by the policy?	Person(s) funded by the NIH	Person(s) funded by the NIH
<b>What</b> do you submit to comply?	Final peer-reviewed manuscript version of the journal article  [Either the Author Accepted Manuscript (AAM) OR the Final Published Version]	Final peer-reviewed manuscript version of the journal article  [Author Accepted Manuscript is required]
<b>Where</b> do you submit your version of manuscript?	PubMed Central (PMC)	PubMed Central (PMC)
<b>When</b> do you submit to comply?	Upon acceptance of publication	Upon acceptance of publication
<b>When</b> do you need make your version of manuscript public?	No later than 12 months after the official date of publication (embargo period)	Upon Official Date of Publication by the publisher (i.e., no embargo period allowed)
<b>How</b> do you illustrate policy compliance?	Obtain PMCID (required 90 days post-publication)	With a PubMed Central reference number ( <u>PMCID</u> ) immediately upon publication. <i>Note: an NIH Manuscript Submission identifier (NIHMSID) may be used in lieu of a PMCID for up to three months following the official date of publication.</i>

# How will non-compliance of the NIH Public Access Policy affect you?

## Policy non-compliance consequences:

“Noncompliance with the NIH Public Access Policy may be considered by NIH in future funding decisions for the recipient institution.

Non-competing continuation grant awards are subject to a delay in award processing for noncompliance with the NIH Public Access Policy.”




# 2024 NIH Public Access Policy Requirements

The [NIH Public Access Policy](#) requires **three** things of their awardees:

1. *Submission of an electronic version of the Author Accepted Manuscript to PubMed Central upon its acceptance for publication for public availability without embargo upon the Official Date of Publication;*
2. *An acknowledgment in the Author Accepted Manuscript and Final Published Article that satisfies the requirements in the NIH Grants Policy Statement (GPS) regarding communicating and acknowledging federal funding ([GPS 4.2.1](#) and [GPS 8.2.1](#)); and*
3. *When an Author Accepted Manuscript is submitted to NIH, agreeing to a standard license that mirrors that of the Government Use License at [2 CFR 200.315](#), or its successor regulation, explicitly granting NIH the right to make the Author Accepted Manuscript publicly available through PubMed Central without embargo upon the Official Date of Publication.*

# Phases to Compliance

1. Prior to Publication
2. Submission to PMC
3. Monitoring & Demonstrating Compliance



# 1. Prior to Publication: Choosing a Journal

## Choose a Journal that Complies with NIH Policy

- ▶ Before Paper Submission to a chosen Publisher, You MUST confirm that publisher policies allow you to comply with the 2024 NIH Public Access Policy.  
Note:

- [If the journal you've selected, will not comply with one of the three NIH Step for submitting to PMC, it is your responsibility to choose a journal that will comply with the Public Access Policy](#)
  - **Negative:** SpringerNature, Elsevier, Wiley, ACS have limitations and constraints.
  - **Positive:** Other publishers such as AAAS, Sage, BMJ, and to my knowledge Ovid and probably others, are allowing AAM deposit which allows for greater flexibility in choosing to go OA or not.
- Authors are not required to pay any differential publisher fees to comply
- Choosing to publish open access does not alone achieve compliance



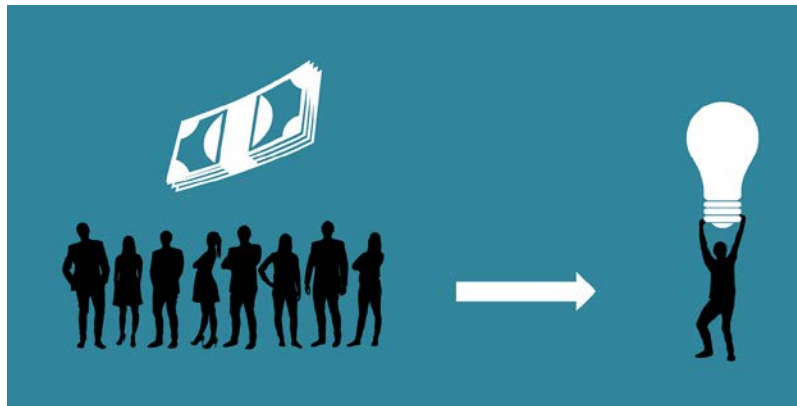
# 1. Prior to Publication: Acknowledging NIH as Your Funder

## Acknowledge NIH as Your Funder

- ▶ During the Paper Submission Process to a Publisher, You MUST have an acknowledgment in the Author Accepted Manuscript and Final Published Article that satisfies the requirements in the NIH Grants Policy Statement (GPS) regarding communicating and acknowledging federal funding.

Suggested language for this statement:

***“This manuscript is the result of funding in whole or in part by the National Institutes of Health (NIH). It is subject to the NIH Public Access Policy. Through acceptance of this federal funding, NIH has been given a right to make this manuscript publicly available in PubMed Central upon the Official Date of Publication, as defined by NIH.”***





# 1. Prior to Publication: Watching Submission Timeline

## Submit Author Accepted Manuscript on Time

- ▶ In NIH Step 3 of Submitting to PMC and when NIH Steps 1 or 2 don't apply, you can submit an electronic version of the Author Accepted Manuscript to PubMed Central upon its acceptance for publication for public availability without embargo upon the Official Date of Publication via the [NIH Manuscript Submission System](#) (NIHMS).
  - "Upon acceptance of publication," can be interpreted as that window of time between when the AAM is accepted and done and when the Final Published Article is published by the publisher
  - **TIP:** Best to deposit as early as possible and much before the official date of publication to ensure compliance; it takes time to process your deposit into NIHMS and to issue a PMCID, which is your proof of compliance



## 2. Submission to PMC: Three Steps (Step 1)

### Follow the Three NIH Steps to Submitting to PMC

- ▶ There are three NIH steps to consider when submitting your peer-reviewed manuscript :

**Step 1 – Check the Journal List:** Publishers on the [PMC Journal List](#) will automatically deposit your Final Published Article into PMC. NIH recommends reviewing the specific journal record to confirm that the Release Delay is 0 months (Immediate Release) and the Agreement Status is Active. Journals for which complete contents are submitted to PMC are listed as "Agreement to Deposit: All articles". Journals for which only NIH-supported articles are submitted to PMC are listed as "Agreement to Deposit: NIH funded articles". Default embargoes for journals are displayed on the Journal List as well.

If your manuscript was accepted for publication after July 1, but your NIH Award Closed before July 1, 2025 the 2008 NIH Public Access Policy applies

- ❑ TIPS: If a journal is listed as "Agreement to Deposit: NIH funded articles" and your paper was not supported by NIH, proceed to NIH Step 2.
- ❑ If your funder requires immediate availability of your funded paper in PMC and it is published in a journal on the [Journal List](#) with a default embargo, you need to either make special arrangements with the journal or publisher to have the final published article deposited without embargo or proceed to NIH Step 3.

## 2. Submission to PMC: Three Steps (Step 2)

### Follow the Three NIH Steps to Submitting to PMC

**Step 2 – Review the Selective Deposit Programs:** Publishers in the [Selective Deposit Collection](#) will deposit your Final Published Article into PMC upon request or special arrangement by the author. Even if a journal does not participate in PMC, the publisher may deposit an article directly to PMC without author involvement if open access arrangements were made and one of these additional submission criteria are met:

- ▶ The article is published in a MEDLINE-indexed journal; or
- ▶ The article acknowledges support of a PMC designated funder or a member of the Europe PMC Funders Group.

Always confirm with your publisher directly that they will use this deposit option for your paper if you make such arrangements.

## 2. Submission to PMC: Three Steps (Step 3)

### Follow the Three NIH Steps to Submitting to PMC

**Step 3 – Deposit the Author Accepted Manuscript:** If neither NIH Steps 1 or 2 apply, the author or a delegate may deposit your Author Accepted Manuscript to one of two manuscript submissions systems to comply with a designated funder:

NIH Manuscript Submission (NIHMS) System	Europe PMC Plus
The NIHMS is operated by the National Library of Medicine. The list of funder policies that NIHMS supports is available on the <a href="#">NIHMS Funders page</a> . <a href="#">NIHMS</a>	Europe PMC Plus is operated by the European Bioinformatics Institute (EBI). The list of funder policies that EPMC Plus supports is available from the <a href="#">Europe PMC website</a> . <a href="#">Europe PMC</a>

If your research was supported by a NIHMS funder and a Europe PMC funder:

- You only need to deposit the manuscript once. All manuscripts are made discoverable in both PMC and Europe PMC.

## 2. Submission to PMC: Retaining Copyright

### Retain Copyright Using Standard License

- ▶ During the AAM submission process, you must agree to a standard license that mirrors that of the Government Use License at [2 CFR 200.315](#), or its successor regulation, explicitly granting NIH the right to make the Author Accepted Manuscript publicly available through PubMed Central without embargo upon the Official Date of Publication.



### 3. Monitoring & Demonstrating Compliance: Preparing to Monitor Compliance (Part I)

#### **Prepare to monitor compliance of NIH Step 3 through MyNCBI's My Bibliography**

- ▶ Link your MyNCBI's My Bibliography to your eRA Commons account to give you access to monitoring submission compliance.
- ▶ For NIH Step 3, watch for receipt of your temporary NIHMSID number by email to either the PI or the corresponding author.



### 3. Monitoring & Demonstrating Compliance: Preparing to Monitor Compliance (Part II)

## Prepare to monitor compliance of NIH Step 3 through MyNCBI's My Bibliography

- ▶ Manually add your manuscript info as a new citation that is "forthcoming" in your MyNCBI's My Bibliography. Once you get your NIHMSID, you can "edit status" of your citation to add your NIHMS ID number.

NIH National Library of Medicine  
National Center for Biotechnology Information

My Bibliography Nancy Shin's Bibliography 1 0 2 1 0

My Bibliography Help

4/14/2021 | Signed account

Your bibliography is currently private. If you want to share with a URL, make your bibliography public.

Manage citations... Add citations... Filter citations...

From a file  
Manually

Search citations Search

4 citations, Sort by newest to oldest

Public Access Compliance Not defined [Edit Status]

Add citation manually

Choose the type of citation to create:

Journal article that does not appear in PubMed

Title Article title

Author First Name MI Last Name

Add Another Author

Journal

Publication Date DD YYYY

☒ Forthcoming

Volume Issue Page

URL

Unique ID Type PMID

Add Citation Cancel

#### 5. How do I link a citation to an NIHMSID?

1. In the award view, activate the pop-up wizard by clicking either a hollow dot, red dot, question mark or use the search box to filter/locate the citation.

My Bibliography NCBI User's Bibliography 2 0 4 0 1 0 2 0

Search citations Search

Click the "Edit Status" link beneath the compliance status.

Miller M. Science. Proceedings of the National Academy of Sciences of the United States of America. 2020;

Public Access Compliance Not defined [Edit Status]

Manually entered

2. You will be guided by a dialog, which will allow you to enter the NIHMSID.

Edit Public Access Compliance Status

At least one NIH grant is associated with this citation.

Access Policy requires scientists to submit final, peer-reviewed journal manuscripts that arise from NIH funds to the digital archive PubMed Central upon acceptance for publication. Determine Eligibility for full details.) Please submit the final manuscript sent to your publisher or indicate that this publication is exempt from the policy.

We do not have a record of this citation in NIH Manuscript Submission system (NIHMS). Please choose from the following:

☐ Begin submission in the NIHMS.

☐ This citation has been submitted. NIHMS ID: [ ]

☐ Arrangements have been made for a publisher on this list to send the final published article directly to PubMed Central. (Method B)

☐ This citation does not need to be submitted under NIH Public Access because:

☐ Publication was not peer reviewed.

☐ Publication was accepted for publication before April 7, 2008.

☐ Publication was written in a script other than Latin (e.g., Russian, Japanese).

☐ Publication was not directly supported by NIH funds active in FY08 or beyond.

Save Cancel

Be sure to save your changes to close the window.

### 3. Monitoring & Demonstrating Compliance: Preparing to Monitor Compliance (Part III)

#### **Prepare to monitor compliance of NIH Steps 1 and 2 through MyNCBI's My Bibliography**

- ▶ For NIH Steps 1 and 2, you can add your new citation manually in your MyNCBI's My Bibliography with your PMCID number which was given to you upon the Official Date of Publication of your Final Published Article.

Not sure if your article has a PMCID? Enter the DOI for your article into the [PMC ID Converter](#). If the article is in PMC, the PMC ID Converter will return the PMCID and other related identifiers



### 3. Monitoring & Demonstrating Compliance: Monitor and Account for Compliance

#### Monitor and Account for Compliance


- ▶ For all three NIH steps, obtain and document your PMCID from your MyNCBI's My Bibliography as proof of documented policy compliance.
- ▶ *Note: In NIH Step 3, an NIH Manuscript Submission identifier (NIHMSID) may be used temporarily in lieu of a PMCID for up to three months following the Official Date of Publication. After that, the PMCID is required.*



# How JH Libraries Can Support Policy Compliance

## ► JH Libraries can help you with ...

- [Journal Selection](#)
- Process of depositing your AAM into NIHMS
- Linking your MyNCBI My Bibliography to eRA Commons account



# Contact



**Nancy Shin, B.Sc., MLIS, AHIP**  
**Scholarly Communications Librarian**  
[nshin4@jhu.edu](mailto:nshin4@jhu.edu)

*To learn more about Journal Selection, check out our [Scholarly Publishing LibGuide](#).*

*To learn more about Open Access Publishing, check out our [OA Publishing LibGuide](#)*

**Thank you! Questions??**

# Referenced Presentation Resources

## ► LibGuides

- [NIH Public Access Policy LibGuide](#)
- [Open Access Publishing LibGuide](#)

## ► NIH

- [NIH Message from the NIH Director about the New Implementation Timeline](#)
- [Submitting to PubMed Central \(2025\)](#)
- [2024 NIH Public Access Policy FAQs \(2025\)](#)
- [PMC Journal List \(2025\)](#) (NIH Step 1)
- [Selective Deposit Collection – requires request by the author for publisher cooperation](#) (NIH Step 2)
- [2024 NIH Public Access Policy](#)
- [NIH Public Access Policy](#)
- [OSTP Public Access Memo of 2022/Nelson Memo](#)
- [NIH Manuscript Submission System](#)

# Referenced Presentation Resources

## NIH Contacts:

- ▶ For questions related to the NIH Public Access Policy, please email, [SciencePolicy@od.nih.gov](mailto:SciencePolicy@od.nih.gov)
- ▶ For questions related to the NIH Public Access Policy compliance, please email, [publicaccess@nih.gov](mailto:publicaccess@nih.gov)
- ▶ For questions related to the NIHMS process, please email, [nihms-help@ncbi.nlm.nih.gov](mailto:nihms-help@ncbi.nlm.nih.gov)
- ▶ For questions related to MyNCBI's My Bibliography, please email, [info@ncbi.nlm.nih.gov](mailto:info@ncbi.nlm.nih.gov)